

Wikispaces Classroom

Back to School Guide for Teachers

Screen Shot 2013-08-26 at 7.48.19 AM

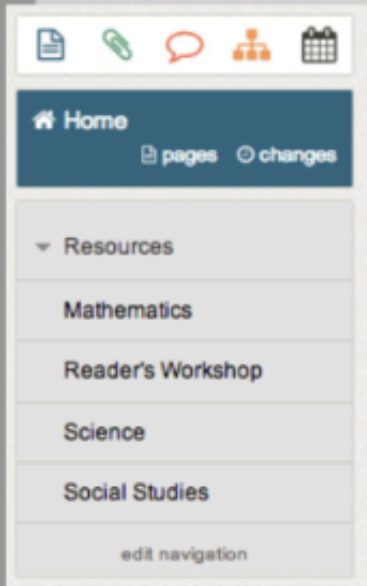
Switch to "Classroom"

How is Classroom different than a Wiki?

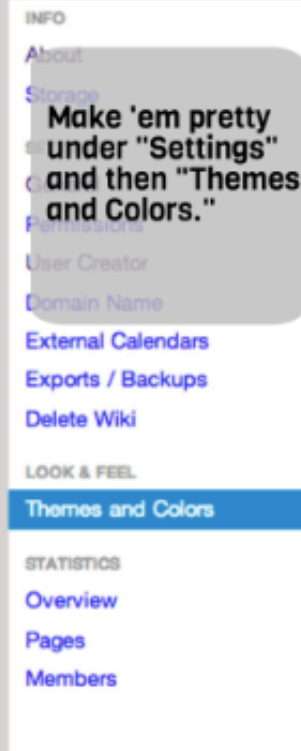
When you create a new wiki, you'll need to choose "Classroom" if you'd like the type of wiki made for teachers. These wikis include Newsfeed Projects



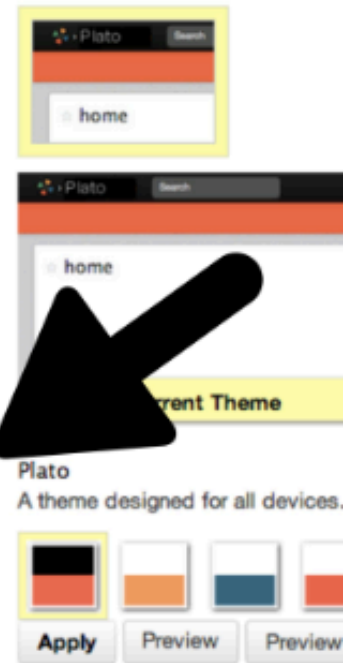
Set your Pages Up



Add all of the Resource pages your class will need-- think where you'd put your Presentation slides, YouTube videos, glogs, rubrics, and more. Then create a new page for each resource area by pressing "Pages" and "Add New Page."



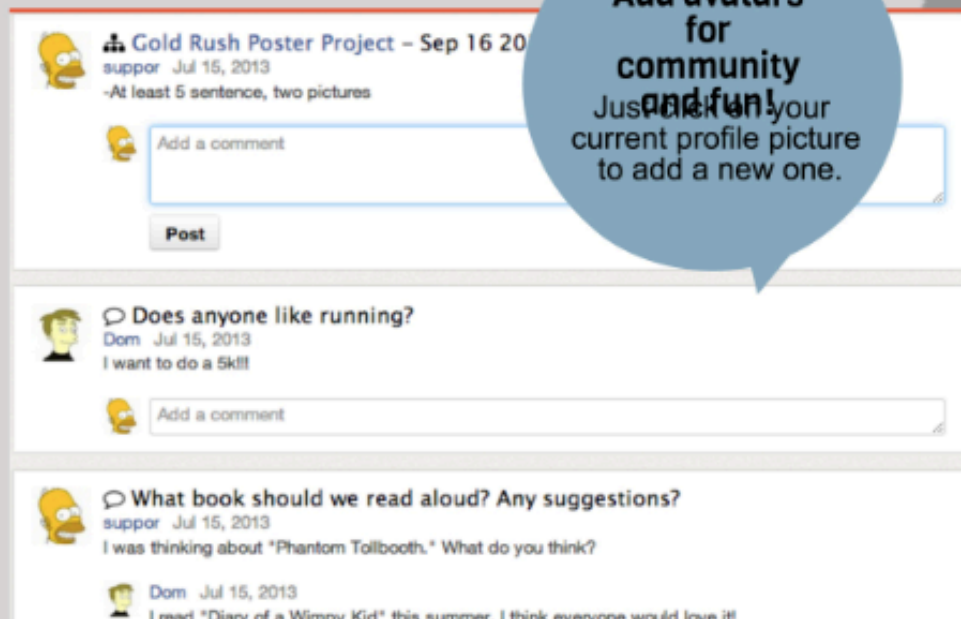
Themes and Color



Start your Newsfeed

Add Discussions

Get your students collaborating right away-- post a discussion question with details for how you'd like them to respond. Students can post questions and thoughts as well, all from your home page.



Add your students

User Creator

Domain Name
External Calendars
Exports / Backups
Delete Wiki

LOOK & FEEL
Themes and Colors

STATISTICS
Overview
Pages
Members

This utility will quickly create up to 100 new accounts in bulk and add them as members to the selected wikis. You'll need to continue:

1. The wikis you would like to add these new users to. Note that you need an administrator account on the wikis.
2. A list of usernames, optionally including passwords and email addresses in a spreadsheet (.csv, .xls, or .xlsx) or text list (comma-separated or tab-separated).
3. **Passwords must be at least six characters long.** If you ask us to generate passwords for you, we'll provide six character random passwords.
4. Many common usernames are already taken on Wikispaces.com. We recommend use of a prefix to avoid duplicate usernames. You may add a prefix in the name field if needed.

Which wikis do you want to add users to?
Room 5

How would you like to enter your list?
I will paste in a text list (comma-separated)

username, password
adam, password123

Enter usernames in a comma-separated or tab-separated list below. Each user must be on its own line.

If your students already **HAVE** Wikispaces accounts, go to "Members" and invite them by their accounts.

If your students do **NOT** already have Wikispaces accounts, go to "User Creator" and create usernames and passwords for them, **WITH** or **WITHOUT** E-mails!

Set your Pages Up

Home

Resources
Mathematics
Reader's Workshop
Science

Add all of the Resource pages your class will need-- think where you'd put your Presentation slides, YouTube videos, glogs, rubrics, and more. Then create a new page for each resource area by pressing "Pages" and "Add New Page."

Themes and Colors

INFO
About
Storage
Permissions
User Creator
Domain Name
External Calendars
Exports / Backups
Delete Wiki

LOOK & FEEL
Themes and Colors
STATISTICS

Plato
home
Current Theme

Plato
A theme designed for all devices.